

# Theaker Joinery coach components

*All timber  
components  
and mouldings  
machined to  
your own  
specification*

- Contact: Simon Theaker
- Work: 01724 281314
- Mob: 07917 153801
- Email: [coachcomponents@theakerjoinery.com](mailto:coachcomponents@theakerjoinery.com)





# Welcome

Dear Carriage and Wagon Department,

My name is Simon,

I am a Director of Theaker Joinery Limited, which is a family run joinery manufacturers and been trading for nearly thirty years.

My farther and I have been involved with steam railways and their restoration for many years, and we have manufactured patterns, mouldings and sections for MK1 and MK2 coaches, box vans, break vans and loco's.

We are soon to finish restoring an LMS inspection saloon, break vans and other rolling stock down at AFRPS, and we have recently supplied preservative treated timber to a customer who is re-building a break van, and over the past few years we have suppling numerous teak planks and mouldings for coach restoration .

Please find attached a copy of our brochure and price list which we trust you find of interest. Please note that we are not limited to the items listed in our brochure, and that we are able to manufacture any bespoke timber components which you may require.

Our quality management system meets the requirements of ISO 9001:2008, and is registered with the BM TRADA certification scheme for the manufacturing of bespoke joinery products. You are therefore guaranteed a high quality product and service, and our friendly and experienced staff will always try to ensure that your orders are completed to your total satisfaction.

We trust you find out products and service of interest, and hope to hear from you in the near future.

All prices are ex works, delivery can be arranged at an additional cost if required.



# MK 1 Coach's Doors and Components

1. Complete timber door body



1b. Guards doors

2. Door stile (Hinge side )



Both stiles 6 inch  
longer than required

3. Door stile ( lock side)

Neither lock or hinge stiles come mortised  
for rails due to variation in positioning



4. Bottom rail



5. Middle rail



These rails are tennoned for a  
complete door body or a flat pack

6. Second top rail



7. Top rail



# MK 1 Coach's Doors and Components Cont.

8. Bottom rail inside step



9. Passenger Door step



9a. Guards Door step



10. Inner kick plate/Inspection panel ( solid utilie )



11. Inner bottom panel, excluding kick plate



12. Garnish rail ( guards door )



13. Garnish rail ( passenger door )





# MK 1 Coach's Doors and Components Cont.

## 14. Window 90 deg cover L/H and R/H

Machined long to allow for fitting, also long enough to fit

guards door with small garnish rail



## 15. Door frame leg trim (6'6"long)



## 16. Guards door frame leg (open in and universal)

Both guard and passenger door frame legs are manufactured longer to allow for fitting



## 17. Passenger door frame leg (open out and universal)

Machined to profile of the door to allow for easy fitting



Types A,B,C,D available,  
Picture at the back of the catalogue.

## 17b. Passenger door top panel



## 18. Passenger door top panel *Solid utilie hardwood*



# MK 1 Coach's Doors and Components Cont.

19, Window large inner surround




A Dickey bow system on the  
and durability



rear for strength

20, Window small inner Surround



21, Toilet window Surround (Pair or single)





# MK 1 Coach's Doors and Components Cont.

22, Mk1 Inner window surround (Bottom)



23, Mk1 window surround sides (Straight)

1 end cut square, other end long to allow for fitting  
Fully square available also



24, Mk1 window surround sides

*Curved*



24a, Mk1 window surround sides

*Curved with blind notch*



# MK 1 Coach's Doors and Components Cont.

## 26, Lamp Surround

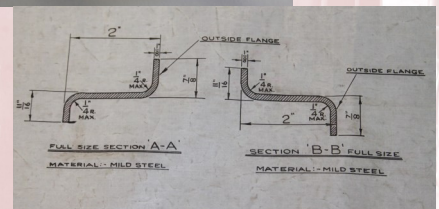

Fibreglass Moulding 200mm dia,  
Far more durable and flexible than  
the old ones



## 27, Heater vent timber support

Available in both

hardwood and soft wood



## 28, Mk1 Z and top hat section



Pressed from British Rail drawings as  
seen above

## 29, Mk1 Z and top hat sections profiled





# MK 2 Coach's Doors and Components

1. Passenger door top panel



2. Window 90 deg cover trim L/H and R/H



3. Garnish rail (passenger door)



4. Inner bottom panel, excluding kick plate  
( mahogany faced )

Machined to profile of the  
door to allow for easy fitting



5. Inner kick plate/Inspection panel ( solid mahogany )



# MK 2 Coach's Doors and Components Cont.

6. Bottom rail lower inside step ( *solid utilie* )



7. Bottom rail upper inside step ( *solid utilie* )

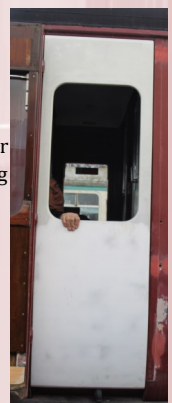


8. Passenger door frame leg L/H and R/H



9. Fibre glass door

All new galvanised steel inside allowing for repositioning of existing lock/hinges etc when fitting



10. Re-conditioned fibre glass door ( part exchange )

Full specked drawing available to show positioning of all galvanised steel and timber used to re-build the door is available





# Miscellaneous Components

## 1. Gangway end

Comes with 90mm wide legs

Middle of gangway machined to allow for cable and extra length for fitting



## 2. Buffer saddle block with fixing holes

Large amounts in stock



## 3. Fire bar patterns

All types of



bar patterns manufactured to suit

## 4. Axel brass pattern

Machined to pattern or drawings



## 5. Buffer spacing blocks

Machined as standard




or non-standard

# Miscellaneous Components

## 6. Door vents

This vent grill is for an LMS inspection saloon  
Others can be produced to your own  
specification (Drawing required)

Please contact for details



## 7. Specialised coach doors

These doors have been built for an auto coach  
will fit other various models after slight modifications



## 8. Auto coach moulds

Any new mouldings

manufactured to match existing



## 9. Autocar picture frame



## 10. Bespoke internal mouldings





# LMS Components

1, Roof gutter



2, Hopper windows

This vent grill is for an LMS inspection Saloon, others can be produced to your Own specification (Drawings required)



3, Droplight

3a, Window bolecion mould, *Small*



3b, Window bolecion mould, *large*




# LMS Components Cont.


4, Bespoke window mouldings



5, External panel moulds, t's



6, External panel moulds +s



7, Working door vents



8, LMS gutter






# Break vans and Box Van Components

1, Roof bearers, *utilie and softwood*

2, Tounge and grooved boarding



3, BR Verander ends



*Machined and assembles in  
the workshop*



*Taken apart and ready for collection/ delivery*



# Break vans and Box Van Components Cont

4, Break van doors (ex 2 2/1 inch utilie)

5, BR duckets (no glass)

Photo to follow soon

6, Cant rails with scarf joints





# Teak Mouldings

Made to measure



# MK 1 Coach's Doors and Components Extra



Type A 25mm Thick

Type B 36mm Thick

Type C 45mm Thick

Type D 35mm Thick



# Loco's for Hire



Austerity 3844 No22

No 22 is a well re-built loco to a high standard

Austerity 3844

No22

Available For Hire



Avonside 1919

Cranford

Running loco at AFRPS

Available for Hire



Peckett 1438

Neshalls No1

Out of ticket